

Fire safety behavior tips



Fire safety behavior tips



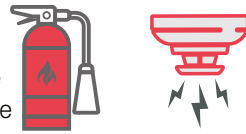
Fire safety

! Make sure to know

- ✓ Keep the fire extinguishers in a noticeable place and make sure you know how to use them.
- ✓ In front of the emergency exit, do not load things that interfere with evacuation.

Fire prevention of household

- Don't play with fire. Be careful.
- Keep the fire extinguishers in a noticeable place and make sure you know how to use them.
- Set up smoke alarms in each household's room and check if they work well.
- Be sure to use standard electric appliance, do not plug the several cords into a single outlet.
- Always lock the gas stove valve, intermediate valve after use, check for leaks at least once a month.



- In front of the emergency exit on the porch, do not normally load things that interfere with evacuation.




Tip!

Need to confirm

- How to evacuate and check the meeting place in advance.
- Prepare a list of important items to take when evacuating and choose who should be taken care of.
- Determine who should be contacted and emergency contacts.
- A blue tape or towel to close a gap in the door.
- Items such as towels to be used for evacuation for external evacuation.
- Places to meet in case of emergency evacuation and emergency contact network.
- Check that the roof entrance door is always open and an automatic switch is installed.
- Keeping the door closed can slow down the spread of fire and smoke.,

Fire evacuation When the fire alarm goes off



1 Execute emergency call

- If the fire alarm goes off while you're sleeping rather than checking for a fire, shout and wake everyone up, we need to evacuate in accordance with countermeasures.

2 Decide how to evacuate

- If it is warm or hot by touching the door knob with the back of the hand, do not open the door because the fire is on the other side of the door.
- The direction in which smoke comes in and by touching the door knob, you need to determine whether to exit through the stairways or ask for help out of the window.

3 Evacuate quickly

- When evacuating, evacuate safely to the ground through the stairs without using the elevator.
- 대피가 어려운 경우에는 창문으로

4 Report it at 119

- Safely evacuate and call to 119.
- If you have a cell phone, promptly report, make sure never miss the escape time because of the report.

5 Check personnel after evacuation

- Evacuate to a safe place in advance to confirm such as a playground, and check the number of people.
- If anyone is not seen around, let the fire man knows.

Guidelines on evacuation
in case of a fire

1 When you see smoke or discovery of fire

- When the fire broke out, shout "fire!" and sounds the fire alarm.

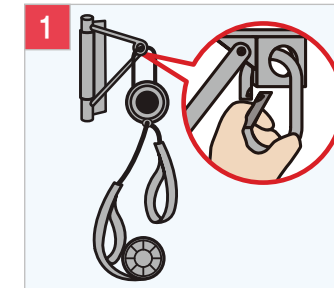


2 Decide whether to put out the fire or evacuate.

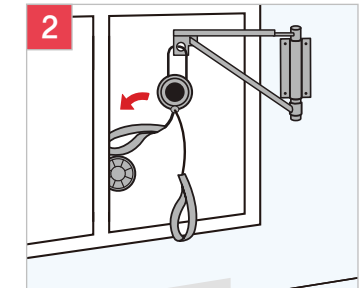
- If the fire doesn't reach the ceiling, put it out quickly with a fire extinguishers or a bucket of water.
- If the fire gets bigger and you need to escape, evacuate through the stairs using wet towels or blankets.
- When it is difficult to escape outside from a house, evacuate to the next door using a light partition or get out of the window using a descending device and then evacuating to an indoor shelter after the fire is extinguished.

※ There are no evacuation facilities or equipments in apartments that were authorized before October 1992, for safety reasons, evacuation facilities installation is recommended.


How to use
descending device



Fasten support loop and descending device loop.



Push the support loop out of the window, and throw a rope.



Tighten the descending device belt to the breast.



Descend safely with a tap on the wall.

Guidelines on evacuation
in case of a smoke



Cover your nose and mouth with a handkerchief or cloth.



Lower posture.



Hold onto the wall with another hand.



Quickly evacuate in one direction.

Fire suppression
How to use the
fire extinguisher



Pull the pin.



Aim the nozzle at the fire.



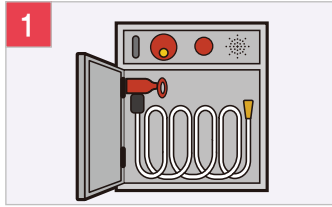
Squeeze the handle.




Spray the fire extinguisher powder evenly.

※ Use the fire extinguisher lean against the door.
(In case of an evacuation from the indoor to the outdoor.)

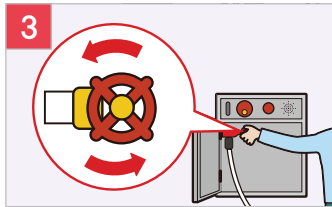
Fire suppression
How to use the fire hydrant



1 One out of two people first opened the door to the fire hydrant, make sure that hoses and nozzles are connected.



2 After a long stretch to prevent the hose from being twisted to the place of the fire, hold the nozzle and posture in a water spray.



3 One person turns the valve to see the water coming out, run and help to hold the hose.




4 Turn the end of the nozzle, and put out the fire by adjusting the amount of water.

Fire suppression
In case of the clothes catch on fire



1 Stop what you're doing.



2 Protect your eyes, nose and mouth.



3 Prostrate yourself on the floor.



4 Roll it over out of the fire.

※ Avoid burns on your face and smoke from entering the lungs.

119 report
a fire procedure



1 Normal phones

- ① Lift the receiver and confirm the call.
- ② Press 119 digits in order.
- ③ Answering a fireman's question.



2 Cell phones

- ① Press 119 digits.
- ② Answering a fireman's question.

www.119.go.kr



3 Internet

- ① Internet access.
- ② Press "report button".
- ③ Record of mandatory personnel items such as name etc.
- ④ Record accurately an outline of the accident
- ⑤ Confirm the register.




4 Public phones

- ① Lift the receiver.
- ② Press the emergency red button.
- ③ Press 119 digits
- ④ Answering fireman's question.

Tip!

Fire extinguishing facilities to protect me.



Smoke control equipments, a fire detector, spring cooler, a kitchen extinguisher etc.